

Leanne Thornton

From: Karen Townshend
Sent: 13 December 2018 15:40
To: Leanne Thornton
Cc: 'Darren Deex INSP 42002010'; Cathy Low
Subject: RE:

	Premises Licences	Club Premises Certificates
Licences/certificates which authorise the sale or supply of alcohol (on-sales only)	108	43
Licences which authorise the sale of alcohol (off-sales only)	143	N/A
Licences/certificates which authorise both on and off-sales or supplies of alcohol	196	14
Licences/certificates which do not permit the sale or supply of alcohol	84	0
Total	531	57

Hi Leanne,

Please the above figures. If you need anything further let me know.

Karen Townshend
Licensing Manager

Licensing | Customer & Commercial Services | Tendring District Council

01255 686614 / 07970 153949


ktownshend@tendringdc.gov.uk

Licensing Website

Licensing Public Register

Licensing Section, Tendring District Council, 88-90 Pier Avenue, Clacton on Sea, Essex CO15 1TN

Tendring
District Council



From: Leanne Thornton
Sent: 13 December 2018 14:24
To: Darren Deex (~~XXXXXXXXXXXX@XXXXXX~~); Karen Townshend; Cathy Low
Subject:

Hi

I have been asked to try and get some stats in relation to excessive alcohol consumption in Tendring. I am not sure if the following areas are captured or if you have any data.

Darren – Alcohol related incidents of Domestic Violence

Leanne Thornton

From: Cathy Low
Sent: 13 December 2018 14:31
To: Leanne Thornton
Subject: RE:

Hi Leanne

We had our roughsleeper count on the 20th November and we had the following :-


Single figure estimated	6 roughsleepers	
Demographic breakdown Please note the reason(s) why information could not be confirmed	Gender	
	Women	
	Men	6
	Third gender	
	Not known / prefer not to disclose	
	Age	
	Under-18	
	18-25	
	Over 25	5
	Not known / prefer not to disclose	1
	Nationality	
	UK national	5
	EU national (excluding UK)	
Non-EU national		
Not known / prefer not to disclose	1	

Hope that helps
Cathy

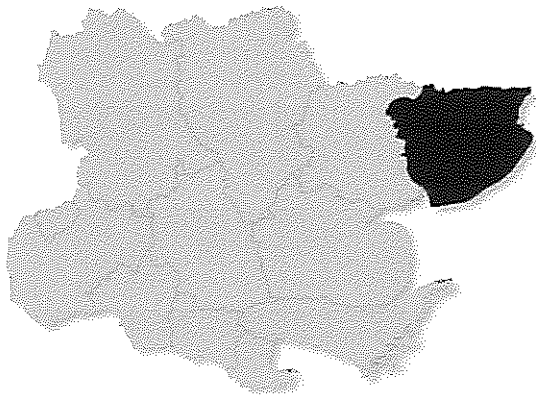
Cathy Low

Housing Solutions Team Leader

Tendring District Council
88-90 Pier Avenue
Clacton on Sea
Essex. CO15 1TN
email:- clow@tendringdc.gov.uk
gov mail: gc.clow@tendringdc.gcsx.gov.uk
tel: 01255 686435
fax: 01255 686407
web: www.tendringdc.gov.uk



The Tendring
Community Safety
Partnership

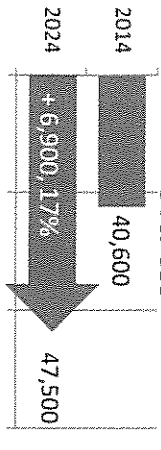




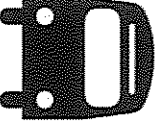


A profile of people living in Tendring

April 2016
Organisational Intelligence

Tendring is located in the north eastern peninsula of Essex and covers an area of approximately 130 square miles. The district is bounded by the River Stour in the north, River Colne in the south, the sea to the east and the town of Colchester to the west. The main populous areas are those on the coast line such as Frinton, Walton, Brightlingsea, Clacton and Harwich. Harwich is home to a busy international freight and passenger port. Tendring district houses a large elderly population and is also home to the most deprived small area in England, locally known as Jaywick.

An overview of Tendring including key issues impacting the population health and wellbeing and demand on services

<p>People and place</p> <ul style="list-style-type: none"> An ageing population and growth in 5-15 year olds increasing demand on services.  <p>Over 65s</p> <p>2014: 40,600 2024: 47,500 (+6,900, 17%)</p> <ul style="list-style-type: none"> Some very deprived areas with poor health and unemployment. High rate of crime and fewer residents feel safe. Lowest waste recycling levels. 	<p>Lifestyles</p>  <ul style="list-style-type: none"> Reducing smoking and adult obesity prevalence and increasing levels of physical activity are areas for improving in Tendring. Hospital admissions due to alcohol related conditions are worse than England average. Interventions need to reach high risk groups to reduce the number of preventable health conditions and service demand. Increase in number of adults in substance misuse treatment. 	<p>Physical and mental health</p> <ul style="list-style-type: none"> Highest rate of diabetes. Highest rate of preventable deaths from cardiovascular disease but better than the previous period. Both prevention and treatment are important to improving these health outcomes. Poor wellbeing for pupils but a low percentage of adults with mental health problems. Increasing number of people with dementia. Unpaid carers require support to achieve their role. 	<p>Housing</p>  <ul style="list-style-type: none"> Lowest homeless rate. High levels of owner occupied housing, and private rents some of which are poor quality. Lowest average rise in house prices and lower than average number of dwellings being built. Low number on housing waiting list. Ageing population will impact on the availability of health services, housing and care homes.
<p>Children and young people</p>  <ul style="list-style-type: none"> High level of teenage pregnancy is linked to a range of poor outcomes in later life. Higher than average Chlamydia testing and lower positive rate. High levels of child poverty. Second highest take up of free early education entitlement (two year olds). Highest rate of children in care in the county. 	<p>Education</p> <ul style="list-style-type: none"> Lower than average percentage achieving a good level of development at age 5, including those eligible for free school meals. Low proportion attend a good or outstanding school. Low proportion achieve five or more GCSEs at grades A*-C. Second highest proportion of persistent secondary absenteeism. Significantly fewer pupils than average aspire to go to university. 	<p>Employment</p>  <ul style="list-style-type: none"> Higher than average number of adults with no qualifications. High adult unemployment and proportion of young people Not in Education Employment or Training. Slightly lower employment and percentage of adults who are inactive. Lower than average ratio of jobs per population. Most businesses have 9 or fewer employees. 	<p>Transport</p>  <ul style="list-style-type: none"> Average travel time by public transport or walking to reach key services in Essex. Third highest percentage of residents in Essex who are satisfied with local bus service. Access to a car is essential for people out of work and not able to use public transport or walk to an employment centre. 16% may miss out on work opportunities unless they have access to a car.

Greater demand on health and social care due to an ageing population and schools and services supporting 5-15 year olds

The section above links to the following Essex County Council Outcomes



Children get the best start



Good health & wellbeing



Learning



Safer communities



Economic growth



Sustainable environment



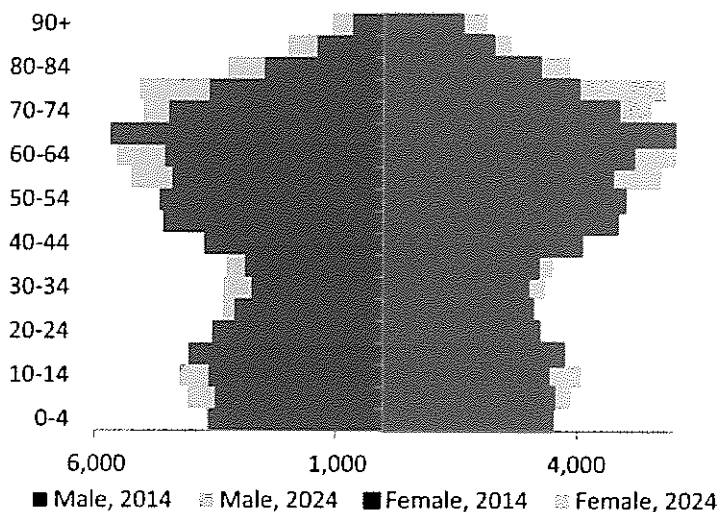
Independence



Tendring has a high proportion of over 65s and a 17% increase is expected between 2012 and 2022 equating to 6,900 more people. This ageing population will put greater demand on health, social care services and housing needs.

The working population is essential for economic growth, requiring adequate housing, access to jobs and businesses. The Tendring proportion is forecast to decrease slightly by 2024.

Population Pyramid for Tendring, 2014-2024

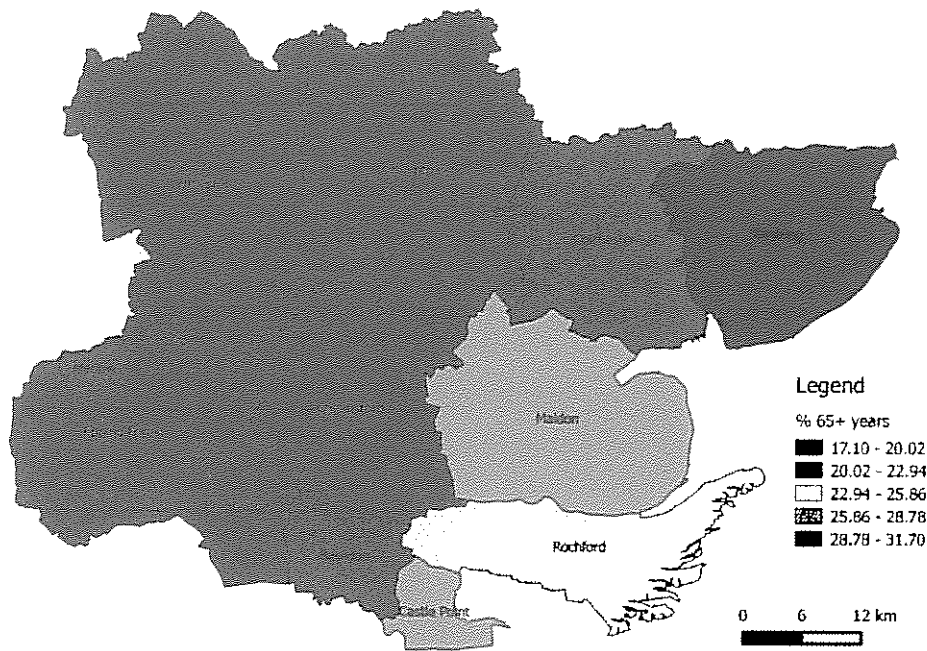


Source: ONS, 2012 sub-national populations

Between 2014 and 2024:

- The total population will increase from 139,500 to 149,700: an increase of 7% or 10,200 more people
- Over 65s will increase from 40,600 to 47,500: an increase of 17% (6,900) and represent almost a third of the total population in the district
- Small decrease in the working age population from 54.7% to 51.5%
- 2,400 more under 16s
- 14,000 new babies will be born over the period

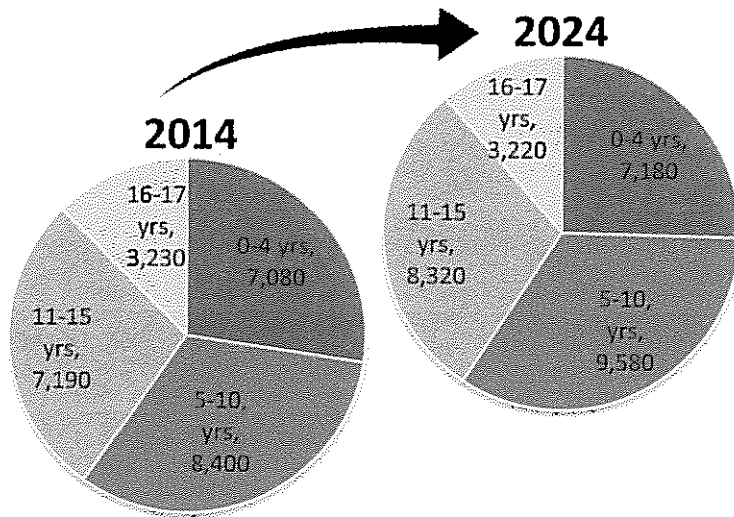
Percentage of older people (65+ years) by district (2024)



© Crown Copyright. All rights reserved. Essex County Council 100019662 2015.
Source: Office for National Statistics 2012-based sub-national population projections








10th June 2015

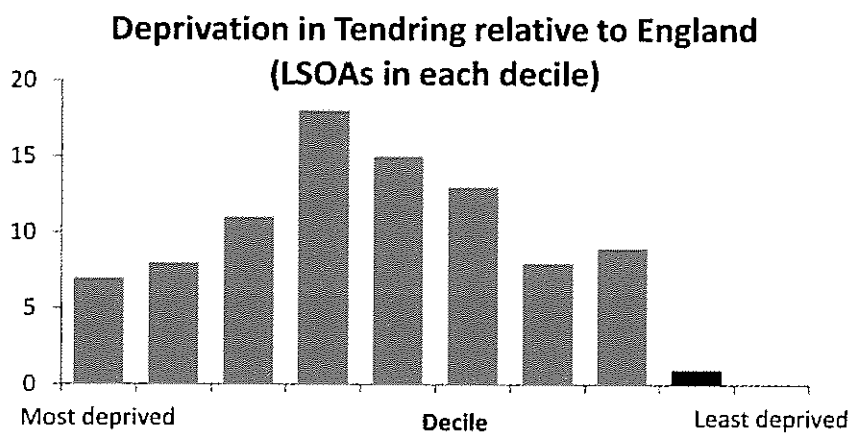
Between 2014 and 2024, the 5-10 year old and 11-15 year old age group will be the biggest growing age groups for children: an increase of 1,180 and 1,130 respectively. Schools places and services will need to be available to support these changes.



Seven areas in Tendring are in the most deprived 10% in England and Tendring has a high proportion of elderly people with low income households

The section above links to the following Essex County Council Outcomes

						
Children get the best start	Good health & wellbeing ✓	Learning ✓	Safer communities	Economic growth ✓	Sustainable environment	Independence ✓



Source: DCLG, Indices of Multiple Deprivation (IMD) 2010

The Indices of Multiple Deprivation are made up of a number of different domains including: income; employment; health and disability; education, skills and training and housing and services which impact the overall deprivation.

There are 90 LSOAs in Tendring, with 7 of these being amongst the most deprived decile in England and includes the most deprived area in the Country (Jaywick).

There are not any areas which are the least deprived decile (most affluent) in England. The distribution would suggest that there are some fairly affluent areas of Tendring amongst some of the most deprived in the Country.

MOSAIC is a tool for identifying the characteristics of households within an area. There are 66 different household types in MOSAIC and some or all of them can be present in an area. In Tendring the "F24 Bungalow Haven" household type is 5 times more prevalent than in Essex. The top 3 most prevalent household types in Tendring representing 24% of households are:








"F24 Bungalow Haven" 16.5% of Tendring households	"G29 Satellite Settlers" 4.3% of Tendring households	"A04 Satellite Settlers" 3.4% of Tendring households
<ul style="list-style-type: none"> Elderly couples and singles, aged 71-75 Own their bungalow outright and live in an area with elderly neighbours Low income less than £15K Need extra care and support at home. 	<ul style="list-style-type: none"> Older singles and home sharers, aged 51-55 Own their detached homes around larger villages Moderate income 30-39K Be in professional jobs, living close to transport links and some may have their own small business with a few employees. 	<ul style="list-style-type: none"> Retired couples and singles, aged 66-70 Own their property, in large villages with some amenities e.g. post office, pub, village store Income between 20-29K Generally don't need state support.

Golf Green and Pier ward are areas with high deprivation and health inequalities. The household profiles in these areas are quite different and therefore the approach needed to reduce inequalities is also likely to be different.

Golf Green ward 49% of households are elderly or approaching retirement	Pier ward 41% of households are low income renters
<ul style="list-style-type: none"> • 30 per cent of households are “F24 Bungalow Haven” households (see description above). • 12 per cent are “N57 Seasoned Survivors”. These are very elderly retired single people aged 76-80, with an income less than 15K, who have lived in their homes for about 29 years. • 7 per cent are “K48 Down-to-Earth Owners”, who are couples aged 61-65. Most have lived in their home for about 25 years which is more likely to be a terrace. Their income is 30-39K and some may still work in semi-skilled or routine jobs. 	<ul style="list-style-type: none"> • 21 per cent of households are “L50 Renting a Room”. These tend to be single or home sharers, aged 26-30, living in short-term low rent private accommodation. Low income 15-19K & most likely to get a lift to work or walk. • 20 per cent are “J45 Bus-Route Renters”. These tend to be 31-35 year olds on relative low pay 20-29K, who are single living in low value rented flats away from central amenities but usually on main roads. They are more likely than average to be smokers. • 12 per cent of households are “N58 Aided Elderly”. These tend to be very elderly 86-90 year olds, living in purpose built flats with an income less than 15K.

Reducing smoking, drinking and obesity and increasing physical activity levels are areas for improvement in Tendring

The section above links to the following Essex County Council Outcomes

						
Children get the best start	Good health & wellbeing ✓	Learning	Safer communities	Economic growth	Sustainable environment	Independence

Smoking, drinking alcohol and obesity can cause preventable health conditions. Tendring has the fourth highest smoking prevalence in the county, and it is also above the national average of 18%. Prevalence is higher in people in routine and manual jobs (30.9%).

Alcohol related admissions to hospital in Tendring were worse than the national rate of 645 per 100,000 population in 2013/14. There were 194 arrests for drug possession in Tendring in the year to September 2015, down 23% from a year earlier and accounting for 7.9% of all arrests across the county. 232 adults and 32 young people were receiving treatment for drug abuse, plus 128 adults and 11 young people were receiving treatment for alcohol abuse in the district in 2014/15.

- 22.5% of adults in Tendring are smokers, higher than the national average.
- 735 people per 100,000 (2013/14) in the Tendring district were admitted to hospital with alcohol related conditions, higher than the national average.
- 647 adults (and over 50 young people) were in treatment for drug/alcohol misuse, up 11% from a year earlier.



Citizen Insight Source: Residents Survey 2015

15% of residents stated that they are smoking nowadays, higher than the Essex average (12%) and the second highest proportion in the county. However, 45% of residents said they used to smoke but not nowadays, the highest in the county

Obesity in adults in Tendring is worse than the national figures, although levels of physical activity are higher than average. The proportion of adults who are overweight or obese is the fourth highest district figure in Essex and higher than the national average (64.6%). Tendring also performs slightly worse than the national average for 10-11 year old children (33.3% in 2014/15) but it is above the county average of 30.7%

Compared to the rest of the county Tendring has the lowest physical activity levels in terms of organised sport participation (20.9% of adults) and as part of a club membership (16.2% of adults) and people in Tendring need to do more to improve their levels of physical activity in order to benefit their health, to achieve lower risk of cardiovascular disease, stroke and coronary heart disease and this may mean creating more opportunities for people to do so.

- 68.3% of adults and 33.9% of 10-11 year old children are overweight or obese. This is higher than the national figure for adults but only slightly above it for children.
- 16.1% of adults in Tendring are doing enough physical activity to benefit their health (i.e. exercising three or more times per week), the second lowest in the county and lower than the



Citizen Insight Source: Residents Survey 2015

Tendring residents (27%) are significantly more likely to cite health problems as a reason not taking more exercise than those from other districts. This is higher than the Essex average of 17%

Increasing numbers of people with dementia and admissions due to hip fractures will put demand on health services

The section above links to the following Essex County Council Outcomes



Children get the best start



Good health & wellbeing



Learning



Safer communities



Economic growth



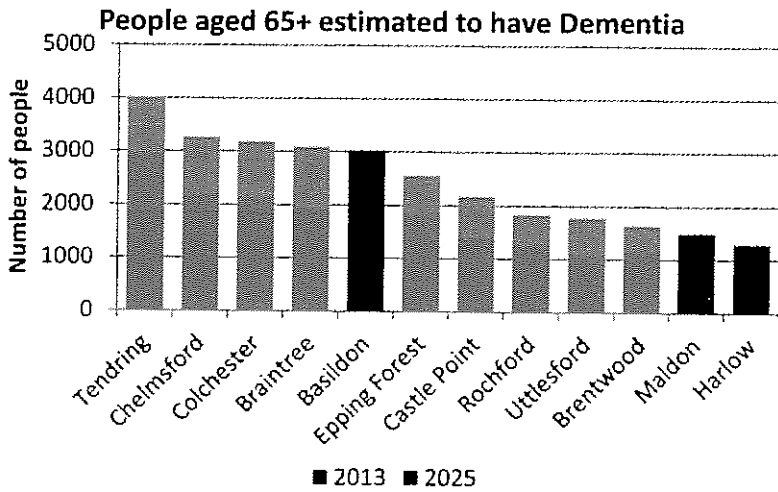
Sustainable environment



Independence



Increasing numbers of people with dementia will have an impact on health services including training of staff, support for unpaid carers and the available housing stock with needs for supported and sheltered housing and for care homes.



2,980 people aged over 65 are thought to have dementia and this number is expected to rise to 3,995 by 2025, the biggest number in the county and a 54% growth.

- 78 per 100,000 people (366) died prematurely from cardiovascular disease (2012-14), the second highest rate in the county. 48.8 per 100,000 (229) are preventable deaths from CVD.

Tendring has the second highest rate of people who died prematurely from cardiovascular diseases (CVD) in the county, and the highest rate of preventable deaths from CVD. These figures are not significantly different from the national average. There has been a general improvement of these rates which is also consistent with the national picture, and likely due to improvements in treatment and lifestyle. Prevention and treatment are important to improve things further.

The prevalence of hospital admissions due to hip fractures in the over 65s in 2013/14 has got worse since the previous period and is significantly worse than the England average. It is the fourth poorest figure in the county. Hip fractures can cause loss independence and many move from their home into care places.

There has been an increase in the prevalence of QOF-recorded cases of diabetes in 2013/14, compared with the previous period and the number of cases has been increasing since 2010/11. This may be due to high level of diabetes or improved detection by GPs. Although nationally the prevalence of diabetes has also been increasing the figure for Tendring is significantly above the national average.

- 684 per 100,000 (291) residents aged 65+ were admitted to hospital with hip fractures.
- At 8.1% (9,854) of the GP registered population, this is the highest rate of diabetes in the county and a slightly worse than the previous period (7.8%).



Citizen Insight Source: Residents Survey 2015

13% of Tendring residents rate their general health as bad or very bad. This is the highest percentage in Essex.

1,148 adults in Tendring were receiving social care support in 2014/15. 94% had personal budgets while 32% had Direct Payments, above the proportions in the whole of Essex (91% and 30% respectively).

76% of adults who had accessed reablement services during the year had left as self-carers, i.e. being able to live independently, compared to 71% in the whole county. (Reablement is a short-term service to help people with their daily living activities in order to regain or increase their independence following an illness, injury, disability or when people need some support in re-building confidence).

- 1,148 adults in Tendring were receiving social care support in 2014/15.
- 94% of them had personal budgets, above the county average.

Pupils rate their overall wellbeing as lower than average and adult mental health prevalence in North Essex CCG is similar to England figures

The section above links to the following Essex County Council Outcomes



Children get the best start



Good health & wellbeing



Learning



Safer communities



Economic growth



Sustainable environment



Independence



National research highlights that good emotional and mental health is fundamental to the quality of life and productivity of individuals, families, communities and nations. It is associated with improved learning; increased participation in community life; reduced risk-taking behaviour and improved health outcomes. Poor child emotional well-being and mental health can have a lasting effect into adulthood. Research has shown that early intervention, preventative strategies and resilience building are effective to improve emotional wellbeing and mental health and are most effective when they take a holistic, family centred approach.

Citizen Insight



According to the 2015 School, Health and Education Unit (SHEU) survey:

- Primary pupils in Tendring scored their overall wellbeing as 13.8 out of 20, just below the county average of 14.0.
- Secondary pupils scored their overall wellbeing as 12.5 out of 20, the joint lowest score in Essex and below the county average of 13.0.
- 26.6% of secondary school pupils in Tendring say they have sometimes felt afraid to go to school because of bullying (Essex highest: 30.9% Rochford).
- Tendring residents rated their life satisfaction as 6.97, which is lower than the Essex average (7.2) but not the lowest in the county (Source: Residents Survey 2015)

People with a serious mental illness have mortality rates 2-3 times higher than the total population that is largely due undiagnosed or untreated physical illness as there had been a focus on the mental illness.

The proportion of people with a mental health problem in the North Essex CCG (0.87%) area is similar to England. This indicator shows the prevalence of schizophrenia, bipolar affective disorder and other psychoses (see right). This figure is much lower than long term mental health prevalence (4.3%) which may be due to under recording of diagnosis or the increased likelihood of people with mental or physical health problems completing GP surveys.








In NHS North Essex CCG, area which covers Tendring and Colchester:

- 0.87% have mental health problem similar to the England figure (0.84%, QOF prevalence)
- 4.3% of people completing a GP survey report a long term mental health problem also similar to England figures (4.5%)

A large proportion of older people diagnose with mental health problems are often related to dementia. During 2014/15 the Older Age Mental Health team conducted 65 assessments for people entering the service and 425 reviews on residents in Tendring. This represents 14% of all assessments and 24% of all reviews conducted in conducted in Essex: the second largest number of assessments and largest number of reviews in the county.

Tendring has the highest levels of children in care and children in poverty and third highest teenage pregnancy rate

The section above links to the following Essex County Council Outcomes

 Children get the best start ✓	 Good health & wellbeing ✓	 Learning ✓	 Safer communities	 Economic growth ✓	 Sustainable environment	 Independence
---	---	--	--	---	--	---

The wellbeing of children and young people can be affected by many factors. Children and young people in care are among the most socially excluded children in England and there tends to be significant health and social inequalities for these children compared with all children.

At 56.8 per 10,000 population, Tendring has the highest rate of children in care in the county, although only a half of children originating from Tendring are placed there while over 100 of the children placed there originate from outside the area, possibly because large houses can be bought relatively cheaply, which attracts foster carers.

The rate of children with a Child Protection Plan is 23.0 per 10,000 population, above to the Essex average of 16.9, while its rate of children receiving other social care support at 203.0 is also above the county average of 152.5.

- At the end of December 2015 there were 148 children in care originating from the Tendring district.
- 60 children with a Tendring postcode had a Child Protection Plan in place.
- 529 children received other social care support.

Tendring had 174 families commenced on a Family solutions episode in 2015, representing 16% of all episodes in Essex

- Tendring had 174 families commenced on a Family solutions episode, representing 16% of all episodes in Essex.
- 289 children were admitted to hospital due to injury in 2013/14, higher than the Essex average.

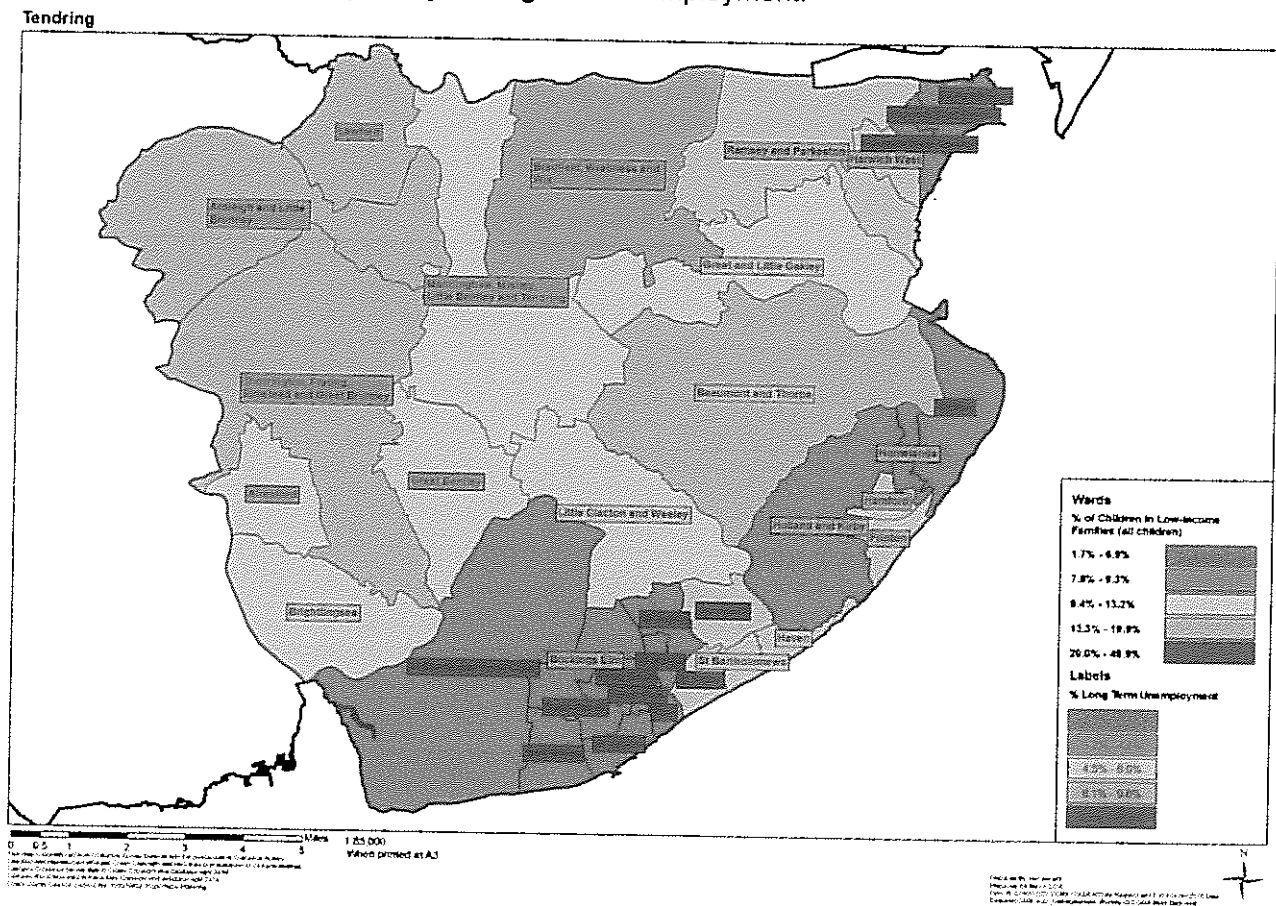
which is disproportionately high compared to its share of the population. Family Solutions is an early intervention project

The rate of hospital admissions caused by injury to children aged 0-14 (either unintentional or deliberate) was 106.3 per 10,000 in 2013/14, above the Essex average of 92.3 and the third highest district in Essex

- 47% of two year olds were eligible for Free Early Education Entitlement and the take up rate was 75.9% in autumn term 2015.

Inequalities that develop in childhood tend to also disadvantage people as they become adults for example poor health and social exclusion of care leavers and poor health, and financial outcomes for children who experience poverty. Early support can help to mitigate these problems later in life. Free Early Education Entitlement is a priority nationally for early years and Tendring has one of the highest take-up rates in the county.

The map below shows the percentage of children in low income families compared to long-term unemployment (those claiming Job Seekers Allowance for more than 12 months). The bandings are based on the data across all wards in Essex and the map shows that Tendring has multiple areas of significant child poverty when compared to the rest of the county plus a number of other wards that show above average child poverty or long-term unemployment.



Low earnings and long-term worklessness are key factors impacting child poverty. Parental qualifications, family structure and size also have an impact on available income. Child poverty can lead to poor health outcomes including child-mortality and illness such as child mental health and

low birth weight. Targeting initiatives at areas of high long-term unemployment may improve income and potentially reduce the risk of child poverty.

- Almost a quarter of all children (23.6%) are in low-income families, and above national figures (20.1%). The measure shows improvement but largely due to changes in the measure rather than children's circumstances.
- Although higher than the Essex average, a smaller proportion of children are in non-working households (13.8%) in 2013 than in 2012 and largely due to an increase in children in working households.

Pier has one of the highest levels of child poverty (42.9%) and long-term unemployment in the county (35.9%). Although Golf Green has the highest level of child poverty in the county (49.9%), the proportion of people who are long-term unemployed (24.3%) is better than Pier. Some areas are showing much lower levels of long-term unemployment to high levels of child poverty. For example, Rush Green has very high level of child poverty (48.3%) but a moderate level of long-term unemployed (20.6%). Similarly both Walton and St Marys which show fairly high levels of child poverty and have fairly low levels of long-term unemployment compared to other Essex wards, suggesting other factors may have more of an impact.

8.0% of Tendring residents were long term unemployed in 2014/15, above both the Essex average of 7.4% and the national average of 7.1%.

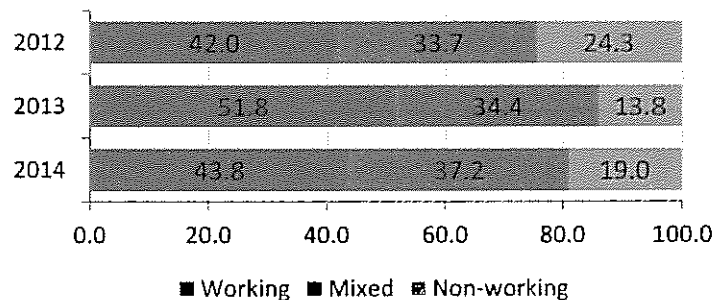
81.0% of children in 2014 were in working households, up from 75.5% in 2012.

- Tendring has a rate of under 18s teenage conceptions of 30.3 per 1,000 population, significantly higher than the Essex and national averages.
- 6.6% of Chlamydia tests were positive, the second lowest proportion in the county, and almost a quarter (24.5%) of 15-24 year olds were tested.

Research evidence suggests that teenage mothers are less likely to finish their education, are more likely to bring up their child alone and in poverty and have a higher risk of poor mental health than older mothers. Teenage pregnancy figures for Tendring in 2013 were the third highest in the county, so higher than the Essex and national averages of 22.3 and 24.3 per 1,000 population) respectively.

Chlamydia testing suggests that Tendring has the second lowest proportion of 15-24 year olds testing positive in the county and the second highest proportion being tested.

% Children in households



Early years measures are showing improvement and more schools are graded good or outstanding by Ofsted

The section above links to the following Essex County Council Outcomes



Children get the best start



Good health & wellbeing



Learning



Safer communities



Economic growth



Sustainable environment



Independence

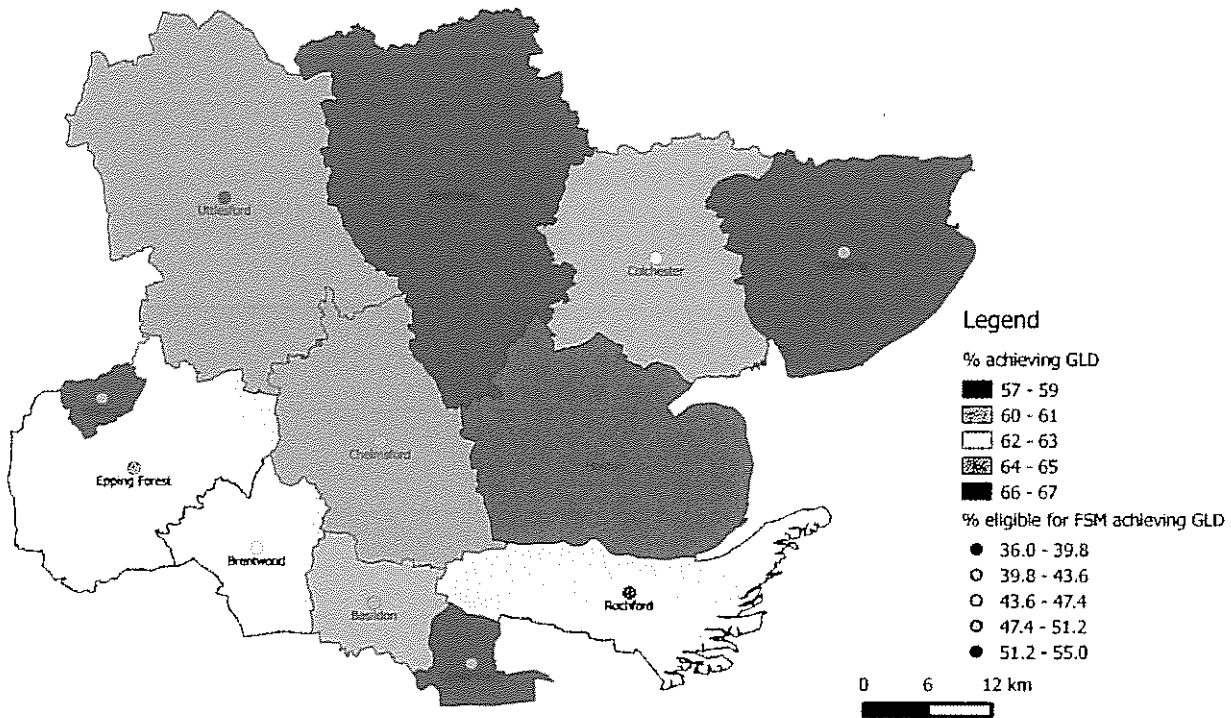


The general level of educational attainment within a population is closely associated with the overall health of that population. The long-term demographic and health problems for a child born into a family with traditionally low standards of educational attainment may be severe, affecting health choice behaviour and service provision uptake into adulthood. Parental unemployment, single parent households, having parents with low educational qualifications, being a persistent absentee and eligibility for free school meals are factors linked to low educational attainment. All attainment data relates to pupils attending schools in Tendring.

- 77% of pupils are deemed 'ready for school', close to the Essex average of 78% and an improvement on 2014 (73%).
- 66% of pupils at school in Tendring achieved a good level of development at the end of the Early Years Foundation Stage, slightly below that of Essex 68%, and an improvement on 2014 (58%).
- 19% of primary pupils and 15% of secondary pupils (2014) were eligible for free school meals, the highest in the county.

In 2014/15, just 48% of pupils who were eligible for free school meals (ie families with low income) achieved a good level of development, slightly better than the Essex figure of 43%. However, this compares to 62% of those not eligible for meals (65% for the whole of Essex) and this is an area for improvement.

Percentage of children in Essex schools achieving a good level of development (GLD) and those eligible for Free School Meals achieving GLD (2014)



© Crown Copyright. All rights reserved. Essex County Council 100019602 2015. Source: Keyphas Pupil data matched to January Census pupils with unknown FSM excluded

18th June 2015

- 45.3% of secondary school pupils achieved five or more GCSEs at grades A*-C including English & Maths in 2015, down from 51.3% in 2014. This is consistent with national trends and due to a change in measure which makes it not directly comparable with the previous period.
- 77.3% of children in Tendring attended a good or outstanding school in 2014/15, a large improvement on the previous year (56.4%).

Young people who attend school regularly are more likely to get the most they can out of their time at school, more likely to achieve their potential, and less likely to take part in anti-social or criminal behaviour. Reducing absenteeism and exclusion levels are therefore important and Tendring absenteeism prevalence was above the county average of 5.1% in 2014/15 while the proportion of persistent absenteeism was the highest in Essex.

- 5.4% of half days in state funded secondary schools in the district were missed due to authorised and unauthorised absences.
- 5.7% of pupils are deemed to be persistent absentees, the highest in Essex.



Citizen Insight Source: SHEU 2014

- 49% of secondary pupils in Tendring say they enjoy school most or all of the time, significantly lower than the Essex average (62%).
- Aspirations in Tendring are fairly low, although not the lowest in the county, with 44% of secondary pupils wanting to go to university (Essex average: 54%).

Health and employment are intimately linked, and long term unemployment can have a negative effect on health and wellbeing. Unemployment leads to loss of income, which affects standards of living. The long-term effects can include depression and anxiety, a loss of identity and reduced perceptions of self-worth. In addition, work can play an important role in social networks and the complex interactions between the individual and society, as work is an integral part of modern day social networking.

Young people with no qualifications are more likely to not be in education, employment or training post 16 and more at risk of not being in paid work and of receiving lower rates of pay.

A higher proportion of working age adults in Tendring have no qualifications when compared to the national and Essex averages. It has a proportion of adults (40.3%) with qualifications at level NVQ 3 or above that is below the county average of 49.5%.

There are more adults over 16 who are unemployed in Tendring and it has the third highest percentage in Essex of young people aged 16-18 who are not in education, employment or training (NEET).

400 young people under 19 were in apprenticeships in 2014/15 (plus another 1,000 aged 19+), a 12% rise over the previous year.

The unemployment rate in over 16 year olds was 8.2% in June 2015, higher than the England average and Essex figures of 5.7% and 4.9% and the second highest unemployment rate in Essex.

- 16.4% of 16-64 year olds have no qualifications (2014), above the Essex and England averages.
- From Nov 2014-Jan 2015, 6.7% of young people (16-18) were not in education, employment or training, higher than the Essex average of 5.7%.
- 8.2% of 16-64 year olds were unemployed in June 2015, above the Essex average of 4.9%.
- 1,400 people were in apprenticeships in 2014/15.



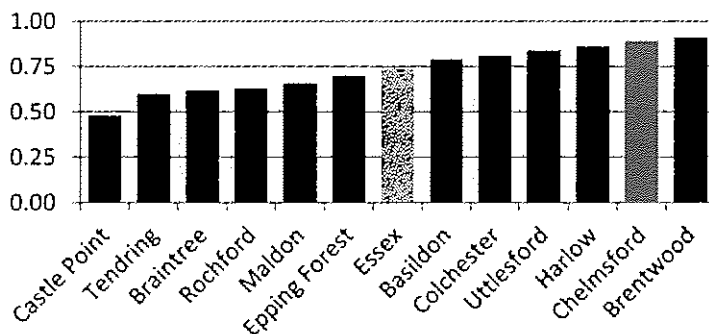
Low job density, mostly small businesses but higher than average earnings

This section links to the following Essex County Council Outcomes



The number of jobs is expected to increase in the next five years by a lower percentage than the 2.8% in the whole of Essex. Job density in Tendring is the second lowest in the county, with the ratio of total jobs to working age population in 2013 being below the 0.74 in Essex and 0.80 in England. This suggests that a number of residents travel out of the district to work.

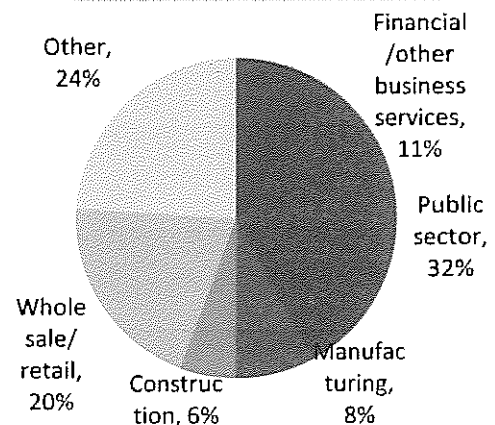
Jobs Density 2013



- The jobs to population ratio of 0.60 is lower than the Essex and England figures.
- 1.4% growth in number of jobs is expected between 2015 and 2020, below the Essex average growth.
- Average weekly earnings are £461, lower than earnings for the whole of Essex and national figures.

Average gross weekly earnings for full time workers in 2015 were £461 in Tendring, lower than the Essex and England averages of £575 and £533 respectively and the third lowest district figure.

A third of jobs are in the public sector, while a fifth are in wholesale/retail. 87.6% of businesses in Tendring have 9 employees or less (similar to the whole of Essex).



Superfast broadband coverage in Tendring will rise from 65% to 93% by 2020.

The superfast broadband project is expected to make a real difference to Tendring residents and businesses, whose ability to trade and communicate online will be greatly enhanced. Better connectivity will also support digital inclusion in terms of lifelong learning and skills development as well as the use of public services provided through online channels.

Superfast broadband coverage in Tendring was the fourth lowest in Essex in 2013. Tendring District Council has chosen to directly invest in the project, which should mean that 93% of Tendring premises (compared to 94% in the whole of Essex) will have access to superfast broadband by early 2020.

Fewer than average residents feel safe and the rate of crime is the second highest in the county

This section links to the following Essex County Council Outcomes



Fewer Tendring residents feel safe during the day or after dark than in the rest of the county.

Citizen Insight Source: Residents Survey 2015

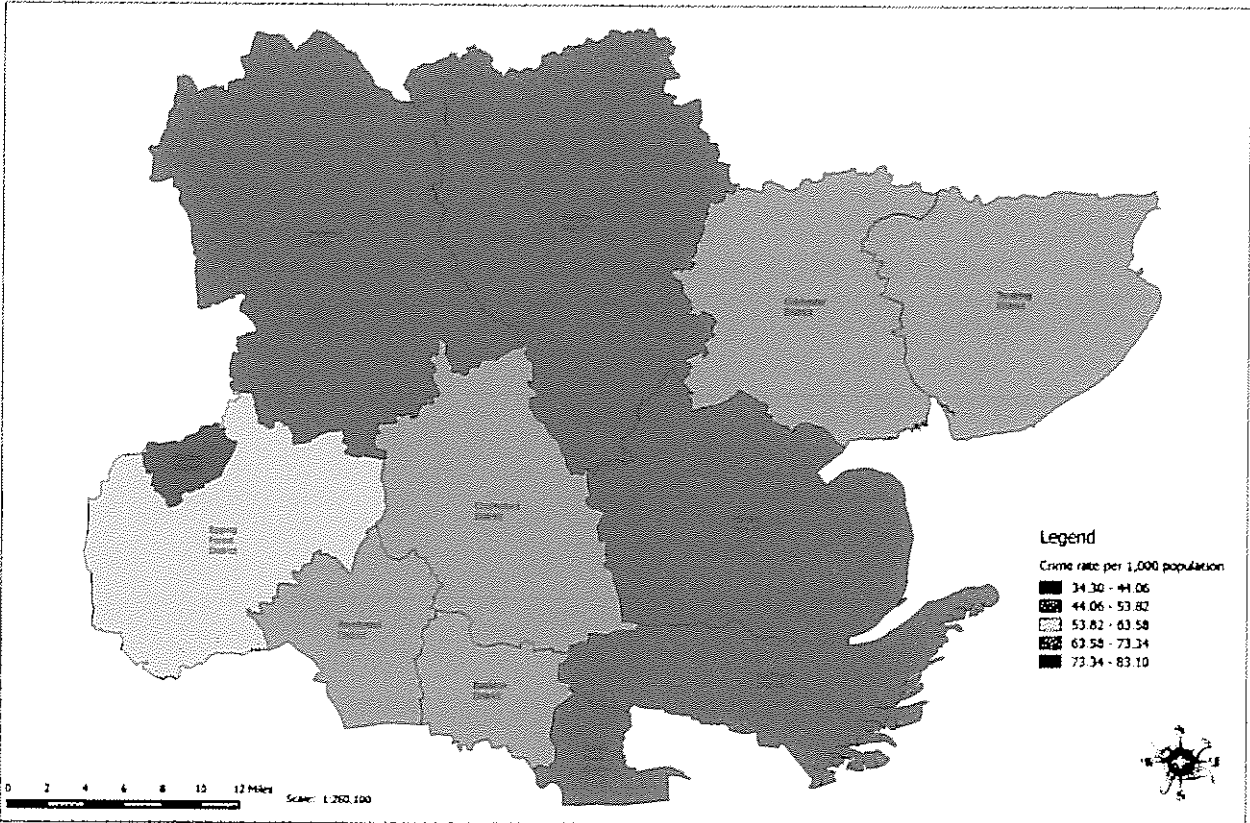
- 79% of adults in Tendring say they feel safe during the day, the third lowest district figure and below the Essex average of 85%.
- 41% say they feel safe after dark, lower than the county average of 49%.
- 40% of adults are satisfied with safety on the roads, just below the county average of 42%.

Motor vehicle traffic accidents are a major cause of preventable deaths, particularly in younger age groups. For children and for men aged 20-64 years, mortality rates for motor vehicle traffic accidents are higher in lower socio-economic groups. The vast majority of road traffic collisions are preventable and can be avoided through improved education, awareness, road infrastructure and vehicle safety. Tendring had a rate of people killed and seriously injured on the roads in 2012-2014 that was below the Essex figure of 42.2 but just above the England rate of 39.3.

The rate of those killed/seriously injured on the roads (39.9 per 100,000 population) is just above the national average.

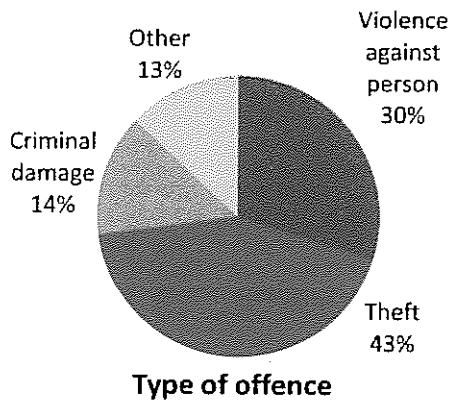
There are many risk factors that increase the likelihood of offending and other poor outcomes. These risk factors include: a person's attitude to crime, risk taking behaviour, substance misuse, mental and physical health, access to employment and training, financial issues and family relationships. These poor outcomes may not only impact the individual but their children and have long-lasting effect. The pathways into offending are very complex and there may be no link, an indirect link or direct link from risk factor to offending and some risk factors may make certain types of offending more likely. Evidence suggests that supporting people with the right support at the right time and ensuring that there are not any gaps or inconsistencies between agencies may be most effective way in reducing crime.

Crime rate per 1,000 population in the 12 months to September 2015



THE MAP IS REPRODUCED FROM INFORMATION SUPPLIED BY THE ESSEX COUNTY POLICE AND THE ESSEX COUNTY COUNCIL. THE MAP IS FOR INFORMATION ONLY AND DOES NOT REPRESENT THE OFFICIAL POSITION OF THE ESSEX COUNTY POLICE OR THE ESSEX COUNTY COUNCIL. THE MAP IS NOT TO BE USED FOR ANY OTHER PURPOSE. THE MAP IS NOT TO BE USED FOR ANY OTHER PURPOSE. THE MAP IS NOT TO BE USED FOR ANY OTHER PURPOSE.

Tending had a crime rate in the 12 months to September 2015 that was down by 0.4% on the previous year but was the second highest rate in the county. Theft offences accounted for 43% of offences during this period (this comprises burglary 12%, vehicle theft 7% and other theft 24%).



- The rate of crime in Tending is 66.5 per 1,000 population, the second highest in Essex and representing 9,302 offences.
- The rate of domestic abuse offences at 21.2 per 1,000 population is above the county average.
- The rate of anti-social behaviour incidents is 33.9 per 1,000 population (4,746 offences).
- 26.4% of offenders re-offended in 2013, the third highest district figure.

There were 1,360 domestic abuse offences in 2014/15, a rate which was above the county average of 19.7 per 1,000 population. The rate of anti-social behaviour incidents in Tending is the second highest in the county (the Essex rate was 28.4 per 1,000 population) although was down 0.5% over the previous year. The percentage of all offenders who re-offended was the third highest district figure in 2013 (this is the latest data publically available).

Parts of Alton Park, Pier and Golf Green wards show significantly worse health across a number of indicators, compared to England

The section above links to the following Essex County Council Outcomes



Children get the best start



Good health & wellbeing



Learning



Safer communities



Economic growth



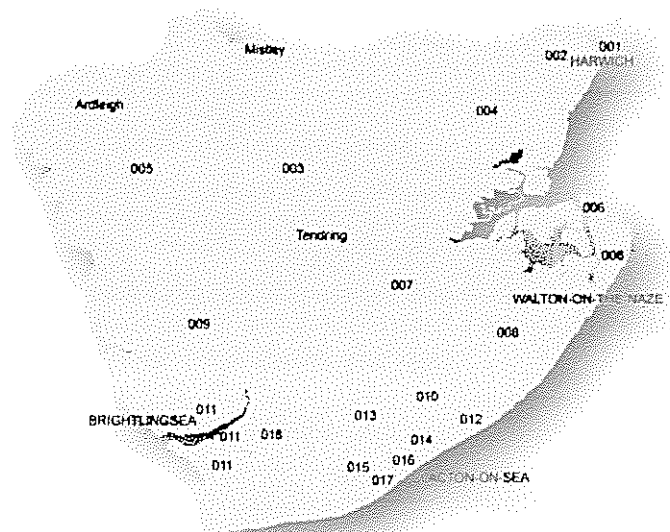
Sustainable environment



Independence

Health inequalities are differences in health outcomes between different population groups. To improve health and reduce inequalities, we need to consider all the factors that influence health, these are known as the wider determinants of health.

This 'tartan rug' table shows for each Middle Super Output Area (MSOA) in the local authority the value for each key indicator and whether it is significantly different from the England average. A number of Middle Super Output Areas (MSOA's) have significantly worse outcomes for the indicators listed in the table. In particular Tendering 16 which covers the Alton Park and the Pier wards. MSOA 018, the Golf Green area, also perform significantly worse on several of the metrics. The chart also shows that all MSOA's in Tendering have a significantly higher than average over 65 population.



Contains Ordnance Survey data © Crown copyright and database right 2010
 ONS, Super Output Area Boundaries. Crown copyright 2004. Crown
 copyright material is reproduced with the permission of the Controller of
 HMSO. C2008001229.

Key: ■ significantly worse than England (higher for population indicators)
 ■ significantly better than England (lower for population indicators)
 ■ not significantly different

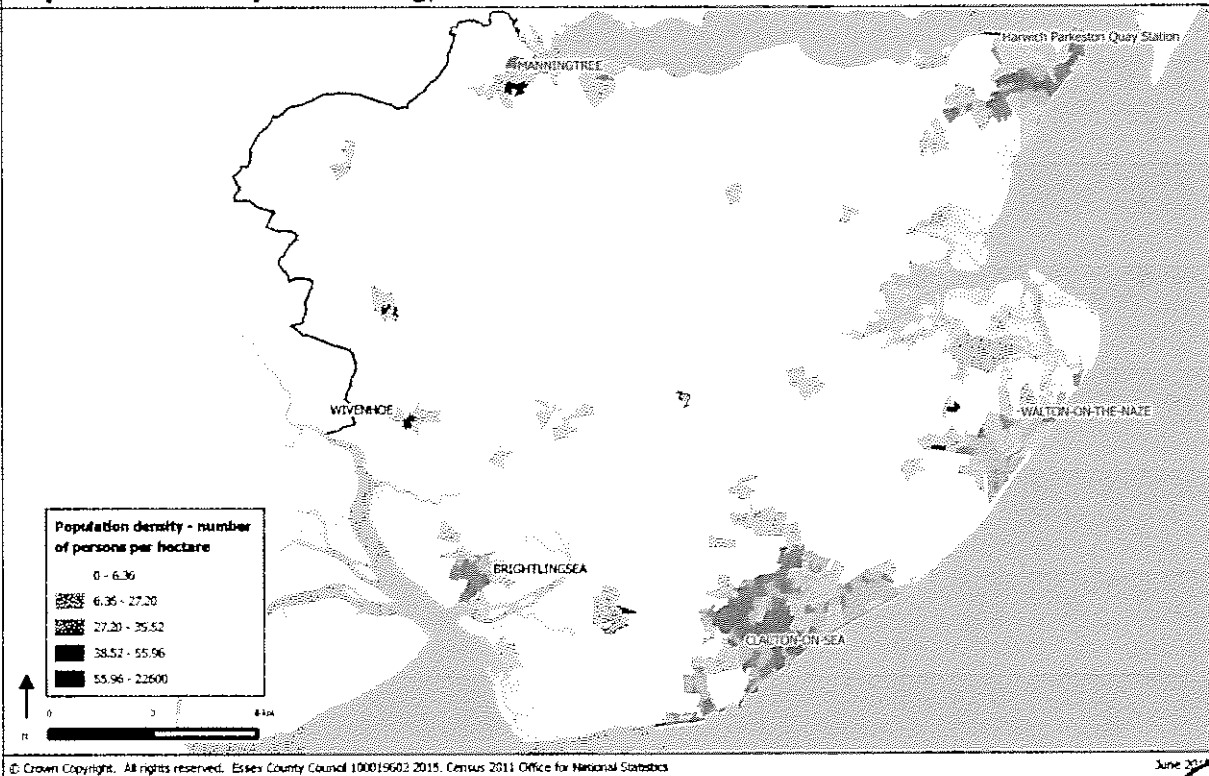
Satisfaction with bus services is high, but recycling levels are the lowest in the county

The section above links to the following Essex County Council Outcomes



The population density map below shows the highest rates of population are in the areas of Clacton-on-Sea, Harwich, Brightlingsea, Harwich, Manningtree and Wivenhoe and there are large expanses of low population density. 80% of the Tendring district is classified as green space (the Essex highest is 93% in Uttlesford while the lowest is: 51% Castle Point); green spaces are important for wellbeing, community cohesion and for wildlife. Additionally Tendring has five blue flag beaches in 2015: Martello Bay in Clacton, Dovercourt Bay, Brightlingsea, Frinton have all retained theirs from 2014, while Albion Beach in Walton-on-the-Naze is a new recipient. These are safe beaches with good quality water, where environmental education is promoted to beach users.

Population density in Tendring, 2011



Citizen Insight Source: Residents Survey 2015

- 75% of Tendring residents agree that they have a high quality environment, the same as the Essex average. 78% are satisfied with the local area as a place to live, below the county average of 82%.
- 25% say they have given unpaid help to groups, clubs or organisations over the last 12 months (volunteering), lower than the county average of 23%.

Transport impacts on the health of a population via a number of factors including unintentional injuries, physical activity undertaken, air pollution and access to services. The last of these involves people traveling for basic necessities such as work, education, healthcare and purchasing food. Good transport links have an important role in enabling access to business and jobs which are important to allow for economic growth.

Tendring's travel time to services in the county (13 minutes) has greatly improved on previous years data, but for some access to a car will be important in accessing job opportunities.

- At 13 minutes, the average travel time by public transport or walking to reach key services is the same as the Essex average.
- 84% of those on job seekers allowance are able to access employment centres by public transport or walking, close to the Essex average (83%). Some 16% may miss out on employment opportunities unless they have access to a car.

The affordability and accessibility of driving a car has increased over the past 30 years and this has heavily influenced planning decisions to be car focussed. However, there is still a significant proportion of the population without car access whom are reliant on public transport, cycling and walking. Improvements in the travel time to key services i.e. Employment centres, Primary schools, Secondary schools, Further Education, GPs, Hospitals and Food stores by public transport/walking is a national trend and likely due to calculation changes.

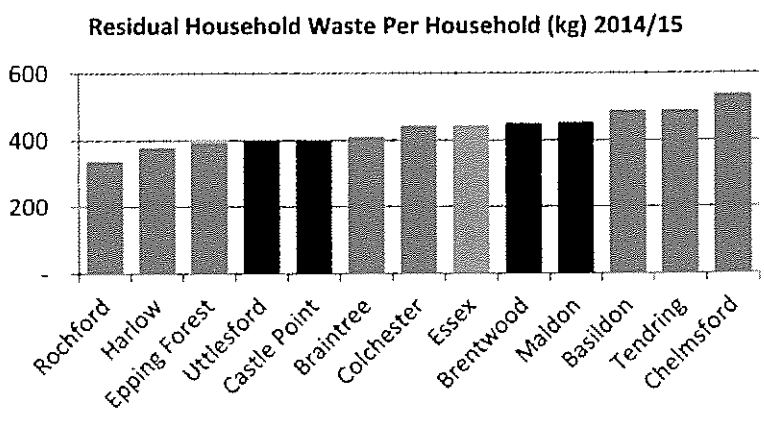
In 2015, 2-3% of the main road network was in a condition where structural maintenance should be considered (the same as the countywide figure). However, 10% of the local road network was in this condition, slightly better than the county average of 13%.

Citizen Insight Source: Residents Survey 2014/15

- 61% of residents are satisfied with their local bus service, the third highest figure in the county, while 46% are satisfied with their local transport information, the second highest figure in the county. Both are above the county averages of 51% and 39% respectively.
- 13% are satisfied with the condition of roads in Tendring, below the county average of 17% and the third lowest district figure.

Tendring has the lowest level of recycling in the county with just 26.3% of household waste sent for reuse, recycling or composting in 2014/15. It therefore also had a higher amount of residual waste per household in 2014/15 than the county average.

- With 26.3% of household waste being recycled in 2014/15 Tendring had the lowest district figure, well below the Essex average of 51.1%.
- It had 487 kg of residual waste per household, the second highest district figure.



Lower than average housing development and fourth highest number on housing waiting list

The section above links to the following Essex County Council Outcomes



The relationship between housing and health is a recognised association but a complex one. A number of elements in and around the home can impact on health and wellbeing and will be influenced by other determinants such as education, employment and infrastructure. Specific housing related issues affecting health are indoor pollutants, cold and damp, housing design, overcrowding, accessibility, neighbourhood safety, social cohesion and housing availability.

Additionally as people get older and demand for people to stay within their own homes for longer increases the demand for specific housing needs will increase.

Economic growth and housing are inextricably linked. Without a sustainable housing programme providing homes for people to live in and without a growing local economy, an area will be unable to provide the jobs and homes to attract new people and retain current residents and drive the economy forward. Some housing in Tendring is close to flood defences and therefore would be at risk if these defences failed.

- The number of dwellings in Tendring rose by 1% to 67,610 between 2011 and 2014, lower than the rise in Essex and England (both 1.7%).
- House prices in Tendring have increased by 7.2% since 2011, the lowest district rise.
- 9.4% of Tendring households were deemed fuel poor in 2013, the highest proportion in Essex.

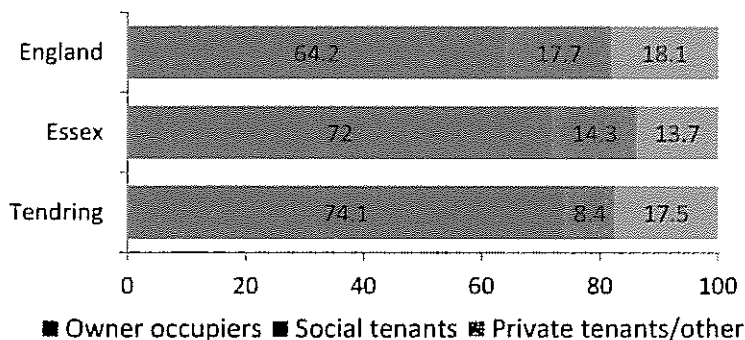
The increase in dwellings in Tendring since 2011 is one of the smallest rises in Essex.

House prices across Essex have been increasing year on year outstripping wages, making home ownership less and less affordable for a large proportion of the Essex community. However, the rise in Tendring has been less than in the rest of Essex.

High energy prices coupled with low income mean 9.4% of people in Tendring are considered to be fuel poor. (A household is said to be fuel poor if it needs to spend more than 10% of its income on fuel to maintain an adequate standard of warmth.) From 2013-2014 there were 140 excess winter deaths in Tendring. This is around 21.8% additional deaths, slightly higher than the national average (20.1%).

Tendring has the fifth highest proportion of people that own their own homes (74.1%), a small proportion of social tenants (8.4%) that may be impacted by low stock levels and a high proportion of private tenants (17.5%). Residents privately renting are often in poor quality housing, particularly within the Jaywick area.

Percentage Household Tenure in 2011



- Just over a third of residents in Essex (35%) own their home outright compared to 31% in England. Residents in Tendring are more likely than any other to own their homes outright (45%).

- Fourth lowest number of households on the housing waiting list.
- 0.79 per 1,000 households were homeless or in priority need in Tendring in 2014/15, the lowest rate in Essex.
- The rate of homeless households in temporary accommodation at 0.62 per 1,000 households was the second lowest in the county.

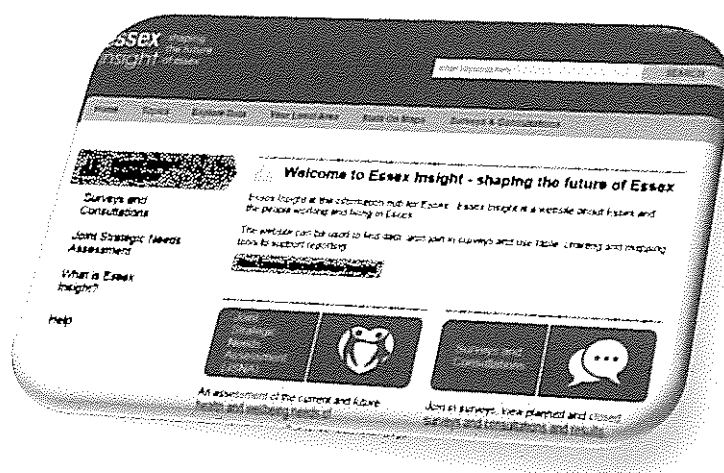
There were 1,225 households on the housing waiting list in 2014/15, which was the fourth lowest number in Essex.

Homelessness is associated with severe poverty and is a social determinant of health. It is also associated with adverse health, education and social outcomes, particularly for children. In 2014/15, the proportion of households that were homeless or in priority need in Tendring was the lowest rate in Essex, and below the national average of 2.4 per 1,000 population. Tendring had a rate of homeless households in temporary accommodation awaiting a settled home in March 2015 that was the second lowest rate in the county (the Essex average was 2.21 per 1,000 households).

Essex Insight is the Partnership information hub for Essex and a website about Essex and the people working and living in Essex.

The website can be used to find data, also join in surveys and use table, charting and mapping tools to support reporting.

It is home to a suite of products that supports the Joint Strategic Needs Assessment (JSNA).



There are links in this report to the JSNA specialist topic reports found on Essex Insight e.g. Child Poverty and CAMHS Needs Assessments.

Bookmark it now as your one stop shop for data on Essex

www.essexinsight.org.uk

The Guardian



Binge-drink Britain: how one weekend bender can ruin your life

Just one big night out drinking can lead to pancreatitis - a painful and potentially fatal illness. Young people describe how their lives changed dramatically overnight

Sirin Kale

Wed 30 May 2018 06.00 BST

In her bedroom in Clacton-on-Sea, on the Essex coast, 16-year-old Somer Lawrence perfects her Tim Burton-themed Halloween costume. By the time the night is done, Lawrence will have downed a 70cl bottle of vodka. The Corpse Bride is drunk.

In the Cotswolds village of Wotton-under-Edge, 29-year-old Lee Peters manages to play the piano in his flat, despite having consumed an entire bottle of gin.

In Malia, Crete, 18-year-old Stuart Marshall celebrates the end of his lads' holiday by drinking five half-pints of spirits.

Meanwhile, 23-year-old Rebecca Charles enjoys the sunshine with friends at the beach. They bring cider, beer and wine. By nightfall, she will have drunk 35 units of alcohol.

What all these stories have in common is what happened next. Charles woke up at 5am and was sick straight away. Marshall's friends found him curled up in a ball. Lawrence was rushed



Lee Peters ... 'I have gone downhill quite rapidly in the last six months.' Photograph: Adrian Sherratt for the Guardian

Peters, Lawrence and Charles all now have chronic pancreatitis. "In the town I lived in, drinking was a massive part of the culture," says Charles, who is now 31. "Everybody else was doing it. But I wasn't getting up in the morning and drinking - the way people imagine alcoholics behave. I was just too much of a party girl."

"I was stupid and young," says Lawrence, who is now 20. Although she went to hospital several times after the incident at her Halloween party, Lawrence continued drinking, and developed chronic pancreatitis at 17. She began drinking aged 14 because it eased her anxiety and depression. "I'd turn to alcohol as a coping mechanism," she says. "I'd always be the one at the party who'd had the most to drink. It gave me liquid confidence."

She isn't alone. "Wine had this lovely, numbing quality to it," Peters says. Now aged 34, he began binge drinking after being violently assaulted at 16. "It was absolutely a response to trauma. It was the self-medication tool I used when things got stressful."

Alcohol abuse is often linked to mental ill health. "Drug and alcohol use can lead to mental health problems, and vice versa," says Dr Cyrus Abbasian, a consultant psychiatrist at St George's, University of London, who specialises in mental health and substance abuse. He explains that alcohol is an anxiolytic, meaning that it has a sedative effect. "You're self-medicating your mental health condition," he says. "Alcohol leads to short-term relief of anxiety, but it doesn't treat the underlying problem." Over time, a person may develop alcohol dependency, alongside their existing, untreated mental health issues.

In a difficult relationship, and with postnatal depression after the birth of her daughter, Charles fell in with a party-loving crowd. "You think the alcohol is making things better," she says. "But it's actually making things worse."

Alcohol Abuse

From: ~~DIXON, Sharon [NHS NORTH EAST COMMUNITY PHARMACY]~~
 To: marynewton11@btinternet.com
 Date: Friday, 26 October 2018, 14:51 BST

Dear Cllr Newton

Thank you for your email dated 24th October. I can confirm that we have 160 patients on our records being treated for alcohol abuse.

Kind Regards

Sharon Dixon

Practice Manager

Great Clacton Medical Practice
 17 North Road
 Great Clacton
 Essex
 CO15 4DA

~~Tel: 01377 201030 or 01377 201031~~
~~Fax: 01377 201017~~

This message may contain confidential information. If you are not the intended recipient please inform the sender that you have received the message in error before deleting it. Please do not disclose, copy or distribute information in this e-mail or take any action in relation to its contents. To do so is strictly prohibited and may be unlawful. Thank you for your co-operation.

NHSmail is the secure email and directory service available for all NHS staff in England and Scotland. NHSmail is approved for exchanging patient data and other sensitive information with NHSmail and other accredited email services.

For more information and to find out how you can switch,

Alcohol Abuse

From: ~~SHARON DIXON, SHARON.DIXON@NHS.uk~~ (mailto:~~sharon.dixon@nhs.uk~~)

To: ~~clinton.newton@bt.com~~

Date: Friday, 26 October 2018, 14:51 BST

Dear Cllr Newton

Thank you for your email dated 24th October. I can confirm that we have 160 patients on our records being treated for alcohol abuse.

Kind Regards

Sharon Dixon

Practice Manager

*near Clanton Medical Practice
17 North Road
Great Clanton
Essex
CO16 4DA*

~~SHARON DIXON, SHARON.DIXON@NHS.uk~~
~~sharon.dixon@nhs.uk~~

This message may contain confidential information. If you are not the intended recipient please inform the sender that you have received the message in error before deleting it. Please do not disclose, copy or distribute information in this e-mail or take any action in relation to its contents. To do so is strictly prohibited and may be unlawful. Thank you for your co-operation.

NHSmail is the secure email and directory service available for all NHS staff in England and Scotland. NHSmail is approved for exchanging patient data and other sensitive information with NHSmail and other accredited email services.

For more information and to find out how you can switch,

Re: Alcohol Abuse.

From: **MARY NEWTON** (mailto:marynewton11@bt.com)

To: **Richard Mboma** (mailto:richard.mboma@nhs.uk)

Date: Thursday, 25 October 2018, 15:04 BST

Dear Richard,
thank you for coming back to me
I shall add your surgery as having nil problem drinkers being treated at
Oaktree Manor

Kind Regards,

Cllr Mary Newton

Sent from my iPhone

On 25 Oct 2018, at 13:05, Richard Mboma <richard.mboma@nhs.uk> wrote:

Hi Mary

I have spoken to the psychology department, and at present there is no one going through alcohol
abuse treatment. I hope that helps.

Let me know if you need anything else.

Kind Regards

Richard Mboma

Director of Clinical Services

Oaktree Manor

From: MARY NEWTON (mailto:marynewton11@bt.com)
Sent: 24 October 2018 21:46
To: Richard Mboma
Cc: Cllr. Daniel Land
Subject: Alcohol Abuse.

Dear Richard,

I have been given your name as the person who can provide me with the information I seek.

Licensed Premises in Tendring.

108 Pubs

88 Off sales

504 in total this includes shops,clubs,caravan parks and the above

11/8/2018

BT Yahoo Mail - ^_Alcohol^_ ^_Abuse^_.

^_Alcohol^_ ^_Abuse^_.

From: MARY NEWTON (Marynewton11@btinternet.com)

To: [REDACTED]@st

Cc: [REDACTED]@st

Date: Wednesday, 24 October 2018, 21:53 BST

Good evening Heather,

sorry to send this e-mail separately but I also understand you will be the person who keeps the data for St Osyth's Surgery.

My request is the same as for St James Surgery. We need the number of patients being treated for alcohol abuse and how many have been forwarded for additional treatment.

Heather, please, can you split the data for each surgery. Appreciate your assistance,

Kind Regards,

Cllr Mary Newton

11/8/2018

BT Yahoo Mail - ^_Alcohol^_ ^_Abuse^_

^_Alcohol^_ ^_Abuse^_

From: MARY NEWTON ([redacted])

To: [redacted]

Date: Wednesday, 24 October 2018, 21:33 BST

Good evening,

my name is Mary Newton and I am the Councillor for Rush Green Ward TDC. I am leading a Task and Finish Group looking at the effects of Alcohol, Abuse on the districts Medical Practices.

We do not need names, just the number of patients being treated for Alcohol Abuse and how many have been forwarded for additional treatment.

Please, can you reply on this e-mail, many thanks for your assistance

Cllr Mary Newton

^_Alcohol^_ ^_Abuse^_

From: MARY NEWTON ([REDACTED])

To: [REDACTED]

Date: Wednesday, 24 October 2018, 21:27 BST

Good evening Kate,

I have been given your name as the Practice Manager of the Mayflower Medical Centre.

My name is Mary Newton and I am the Councilfor for Rush Green Ward TDC. I am leading a Task and Finish Group looking at the effects of Alcohol Abuse on the Medical Practices in Tendring.

We do not need names ,only the number being treated for Alcohol Abuse and the number being forwarded for further treatment,

Kate, please, can you reply on this e-mail,many thanks for your assistance.

Cllr Mary Newton

11/8/2018

BT Yahoo Mail - ^_Alcohol^_ ^_Abuse^_

^_Alcohol^_ ^_Abuse^_

From: MARY NEWTON ([REDACTED] m)

To: [REDACTED]

Cc: [REDACTED]

Date: Wednesday, 24 October 2018, 21:12 BST

Dear Debbie,

I have been given your name as the practice manager for East Lynne Medical Centre. My name is Mary Newton and I am the Councillor for Rush Green Ward.TDC. I am currently heading a Task and Finish Group looking at the effect of Alcohol Abuse on the Districts Medical Practices. We do not need names, just the number of patients being treated for Alcohol Abuse and how many are being forwarded on for additional treatment. Please, can you reply on this e-mail . Many thanks for your assistance.

Kind Regards,

Cllr Mary Newton

Task and Finish Survey .^_Alcohol^_ ^_Abuse^_

From: MARY NEWTON ([REDACTED])

To: [REDACTED]

Cc: [REDACTED]

Date: Wednesday, 24 October 2018, 21:00 BST

Dear Heather,

I have been given your name as the Practice Manager for St James surgery.
My name is Mary Newton and I am the Councillor for Rush Green Ward. I am leading the Task and Finish Group looking at the effect of Alcohol Abuse on the Medical Practices in the Tendring District.
We do not require names we need only the number of patients being treated for alcohol abuse and the number being referred for additional treatment. Heather please can you reply on this e-mail address. Appreciate your assistance.

Kind Regards,

Cllr Mary Newton

11/8/2018

BT Yahoo Mail - ^_Alcohol^_^_Abuse^_^_

^_Alcohol^_^_Abuse^_^_

From: MARY NEWTON ([redacted])

To: [redacted]

Date: Wednesday, 24 October 2018, 22:11 BST

Dear Dan,

I have been unable so far to make contact with Great Bentley, Clacton Road or Nayland Drive Surgeries despite morning and evening calls. Dovercourt Fronks Road have passed my request to the Practice Manager hopefully she will reply.

If they all come back it should give us a broad view of the scale of alcohol being used to excess. Have kept you in copy so you are aware of my progress (or lack of) as the case may be.!

Kind regards,

Cllr Mary Newton